



30-1631

DISTRIBUIDOR CHEVROLET
PICK-UP S10, BLAZER V6 2.8L
83-93



30-1633

DISTRIBUIDOR G.M.
CUTLASS, CELEBRITY, CENTURY,
V6 2.8 LTS. 86/88.



30-1635

DISTRIBUIDOR CHEVROLET
PICK-UP S10, BLAZER V6 4.3L
88-95



30-1698 = 30-1699

DISTRIBUIDOR
G.M. CELEBRITY, CENTURY, CI
TATION V6 2.8 Y 3.1 LTS.
83/86




30-1829

DISTRIBUIDOR ENCENDIDO
CHEV. GMT 800 2001/2002



30-1830

DISTRIBUIDOR G.M.
C10, C20, C25, C30, C35, V8-350
87/95 ALTA ENERGÍA.




30-1835

DISTRIBUIDOR GM TODOS
AUTOS Y CMTAS. V8
350, ENCENDIDO
CONVENCIONAL



30-1875

DISTRIBUIDOR G.M. TODOS
AUTOS Y CAMIONETAS SIN
CAMARA DE VACIO V8-
305/350 6



Distribuidor de Encendido

CHRYSLER



30-3471



DISTRIBUIDOR CHRYSLER K
2.2 LTS. TODOS, SIN TURBO
81/85

30-3491




DISTRIBUIDOR CHRYSLER K
2.2 LTS. Y 2.5
LTS. TODOS, S/TURBO 86/94

30-3493




DISTRIBUIDOR CHRYSLER K
2.2 LTS. Y 2.5
LTS. TODOS, C/TURBO 86/94

30-3696




DISTRIBUIDOR CHRYSLER
PICK-UP RAM 1500 V6 3.9L
94-97

30-3890



DISTRIBUIDOR CHRYSLER
PICK-UP D-100 V8 5.9L 77-88

31-48625



DISTRIBUIDOR CHRYSLER
CARAVAN V6 3.0L 87-95

31-49600



DISTRIBUIDOR CHRYSLER
CIRRUS, STRATUS V6 2.5L
95-00

31-49601



DISTRIBUIDOR CHRYSLER
CIRRUS, STRATUS V6 2.5L
95-00
(SOLO FRONTERA CHI. NL)



SISTEMA, SERIEDAD, SERVICIO, SIEMPRE





30-2490

DISTRIBUIDOR FORD
RANGER 4CIL 2.3L 83-85




30-2496

DISTRIBUIDOR FORD TOPAZ
4CIL 2.3L 84-94




30-2687

DISTRIBUIDOR FORD PICK-
UP F-100,F250 6CIL 300
ENCENDIDO ELECTRONICO
87-92




30-2697

DISTRIBUIDOR FORD
RANGER V6 3.0L 91-95




30-2809

DISTRIBUIDOR FORD AUTOS
Y CAMIONETAS TODOS V8-
289/302 62/84 C/CAMARA
VACIO



30-2885

DISTRIBUIDOR FORD V8
351W,335 C/CAMARA DE
VACIO DOBLE 73/84



30-2889

DISTRIBUIDOR FORD AUTOS
Y CAMIONETAS TODOS V8-
289/302 63/85 C/CAMARA
VACIO



30-2890

DISTRIBUIDOR FORD
PICK-UP F-150 V8 5.0L 92-97



30-2891

DISTRIBUIDOR FORD F350
92/97




Distribuidor de Encendido



31-58470

DISTRIBUIDOR NISSAN
ALTIMA 2.4L 93-96



31-59400

DISTRIBUIDOR NISSAN
SENTRA 4CIL 1.6L 95-98



ROCKSTAR

MR

PDF Create! 6 Trial
www.nuance.com



Tapa de Distribuidor




RB-920 = GB-428



TAPA AUDI 5 CIL 78/87



DR-916 = DR-455




TAPA CHEVROLET 4 CIL
(AMERICANOS) 81/84

DR-934 = DR-459



TAPA CHEVROLET 4 CIL
(AMERICANOS) 85/93

JA-924 = JH-69



TAPA CHEVROLET LUV 76/80

JH69 = JA-924



TAPA DISTRIBUIDOR
CHEVROLET LUV 76-80

T-400 = KTD-20



TAPA DISTRIBUIDOR OPEL 4
CIL. 65/72



DR-902 = DR-446



TAPA CHEVROLET L6 75/77
ALTA ENERGIA



SISTEMA, SERIEDAD, SERVICIO, SIEMPRE



Tapa de Distribuidor

DR-914 = DR452T

TAPA CHEVROLET L6 Y V6
78/87 ALTA ENERGIA

DR-926 = DR-475


TAPA DISTRIBUIDOR G.
MOTORS S-10, BLAZER V6 3.1
LTS 91/94

DR-936 = DR460



TAPA CHEVROLET V6 87/88

DR-978 = DC-902

TAPA DISTRIBUIDOR
CAMIONETAS CHEV/GMC
95/01, ISUZU 97/00

T-405 = KTD-23

TAPA DISTRIBUIDOR
CHEVROLET 6 CIL. 53/62 /
INTERNACIONAL 57/69 /
RAMBLER 56

T-406 = KTD-22

TAPA DISTRIBUIDOR
CHEVROLET 6 CIL. 33/52 /
INTERNACIONAL 41/56 /
RAMBLER 55

T-507 = KTA-10

TAPA DISTRIBUIDOR
CHEVROLET 6 CIL. 68/75 /
RAMBLER 66/75 DIST.
NACIONAL

T-511 = KTD-24

TAPA DISTRIBUIDOR
CHEVROLET 6 CIL. 250/292
63/76 / RAMBLER 63/74

DR-906 = DR450

TAPA CHEVROLET V8 75/91
ALTA ENERGIA

CHEVROLET
8 CILINDROS


SISTEMA, SERIEDAD, SERVICIO, SIEMPRE


Tapa de Distribuidor

DR-910 = DR443

TAPA SUP. CHEVROLET 8CIL.
75/91 (USAR TAPA DR-906).


DR-942 = DR468

TAPA CHEVROLET V8 1500,
2500, 3500, 92/94

DR-980 = DC-901

TAPA DISTRIBUIDOR
CAMIONETAS CHEV/GMC
96/01

T-498 = KTD-29


TAPA DISTRIBUIDOR CHEV.V8
57-75,BUICK 57-74

CHRYSLER



4 CILINDROS

CR-910 = CH-405



TAPA CHRYSLER K' 82/88

CR-912 = CH-406

TAPA CHRYSLER K' 82/88
C/TERMINAL REDONDO

CR-914 = CH408



TAPA CHRYSLER K' 87/92

F-994 = FD174

TAPA CHRYSLER 4 CIL. 2.5L
VIN P
DAKOTA,CHEROKEE,WRANG
LER 97-02

T-500 = KTA-04

TAPA DISTRIBUIDOR
CHRYSLER "K" 82/87

SISTEMA, SERIEDAD, SERVICIO, SIEMPRE



Tapa de Distribuidor

CHRYSLER



6 CILINDROS

CR-918 = CH411




TTAPA CHRYSLER V6 3.0 LTS
88/94

CR-930 = JH229



TAPA DIST.CHRYSLER
CIRRUS V6 96/98

F-996 = FD175



TAPA CHRYSLER V 3.9 LTS
92/94

T-433 = KTA-08



TAPA DISTRIBUIDOR DODGE
PLYMOUTH 6 CIL. 50/63 /
WILLYS 6 CIL. 53/65

T-501 = KTA-9



TAPA DISTRIBUIDOR
CHRYSLER 6 CIL. 225 61/87 /
RAMBLER ELECTRONICO
74/82

CHRYSLER



8 CILINDROS

CR-902 = CH-400



TAPA CHRYSLER V8 73/87
CARBON FIJO

CR-924 = FD-175



TAPA CHRYSLER 2500, 3500
V8 92/94

T-418 = KTA-14



TAPA DISTRIBUIDOR
CHRYSLER V8 56-61 CARBON
FLOTANTE



Tapa de Distribuidor

T-502 = KTA-15



TAPA DISTRIBUIDOR
CHRYSLER V8 73/87 CARBON
FIJO

T-503 = KTA-16




TAPA DISTRIBUIDOR
CHRYSLER V8 69/81
HOMBRO BAJO Y CARBON
FLOTANTE



4 CILINDROS

F-968 = FD159




TAPA FORD TOPAZ 84/89

F-970 = FD153




TAPA FORD TOPAZ 84/89

JA-920 = JH-128



TAPA FORD COURIER 72/82

JP-944



TAPA DIST.FORD,MAZDA PICK
UP 2.0LTS. 87/93

JP-974



TAPA DIST. FORD,MAZDA
PICK UP 2.0LTS. 86/87



6 CILINDROS

F-952 = FD151



TAPA FORD V6 T. BIRD 85/90



Tapa de Distribuidor

F-958 = FD156

TAPA (SUPERIOR)
(AMERICANOS) 77/89


F-960 = FD155

ADAPTADOR TAPA FORD V6
T. BIRD 85/90

F-972 = FD165

TAPA (SUPERIOR FORD
(AMERICANOS) 83/84

F-980 = FD169



TAPA FORD TAURUS 88/91

T-489 = KTF-37

TAPA DISTRIBUIDOR FORD 6
CIL. 215/223 47/76 / 144/170
60/70

8 CILINDROS

F-954 = FD168

TAPA FORD V8
(AMERICANOS) 77/89

F-964 = FD-160


TAPA FORD 351 W
(AMERICANOS) 78/81

F-972 = FD165

TAPA (SUPERIOR FORD
(AMERICANOS) 83/84

Tapa de Distribuidor

F-982 = FD-161



TAPA FORD (AMERICANOS)
81/83

T-490 = KTF-41




TAPA DISTRIBUIDOR FORD
V8 48/56, INTERNACIONAL
56/63

T-499 = KTF-42




TAPA DISTRIBUIDOR FORD
V8 TODOS 57/87

JA-918 => JH97



TAPA DATSUN/HONDA 74/82

JH251 = JA-9020



TAPA DISTRIBUIDOR HONDA
ACCORD 4 CIL 2.3L 98-02

F-988 = JH133



TAPA MAZDA 4 CIL 88/93



SISTEMA, SERIEDAD, SERVICIO, SIEMPRE



Tapa de Distribuidor




JA-952 = JH85

TAPA DIST.NISSAN PICK UP
720, 2.0 Y 2.2LTS. 80/81

JA-972 = JH-129

TAPA DATSUN
(AMERICANOS) 82/90

JH-918 = T-73


TAPA DISTRIBUIDOR NISSAN
4 CIL 1.6L TSURU 97-
08, TSUBAME 95-03, SENTRA
95-00

JP-912 = JH270


TAPA NISSAN TSURU II 87/91



JP-920 = JH123

TAPA DATSUN 200 SX 2.0 LTS
86/88

T-78

TAPA DISTRIBUIDOR NISSAN
URVAN 4 CIL 2.4L 01-08

T-449 = KTB-55

TAPA DISTRIBUIDOR V.W.
1600 72/87, CARIBE
77/83, NISSAN 86/88

T-526D

TAPA DISTRIBUIDOR DATSUN
1500/1600 Y 1800 73/88

T-526F

TAPA DISTRIBUIDOR NISSAN
TSURU III 95-04, URVAN 99-04

ROLCAR



SISTEMA, SERIEDAD, SERVICIO, SIEMPRE



Tapa de Distribuidor

T-912 = T-526E




TAPA DISTRIBUIDOR NISSAN
TSURU II 88/90




6 CILINDROS

JD-942 = JH192



TAPA DIST.NISSAN
PATHFINDER 90-95

DC-906 = DU-423



TAPA RENAULT ALLIANCE,
ENCORE 85/86



RENAULT

T-428 = KTR-80



TAPA DISTRIBUIDOR
RENAULT R5, R10, R12, Y R18
65/84 DIST. DUCELLIER

T-518 = KTR-86



TAPA DISTRIBUIDOR
RENAULT R8, ESTAFETTE
60/66 DIST. SEV.



Tapa de Distribuidor



JA-926 = JH-71


TAPA TOYOTA 76-84



JA-948 = JH81

TAPA DIST. TOYOTA PICK UP
2.2 Y 2.4L 80/93

JH219

TAPA DISTRIBUIDOR TOYOTA
PICK-UP 22RE 92-95

T-448 = KTB-54

TAPA DISTRIBUIDOR V.W.
1200/1500 64/74

T-560 = KTB-56

TAPA DISTRIBUIDOR V.W.
CORSA, CARIBE, ATLANTIC,
GOLF Y JETTA. 85/89

T-649 = VK-385S

TAPA DE DISTRIBUIDOR VW
EUROVAN 5 CIL. 00-04

Rotor Distribuidor

CHEVROLET 4 CILINDROS

DR-917 = DR-320



ROTOR CHEVROLET 4 CIL
(AMERICANOS) 81/94

DR-921 = DR-325



ROTOR CHEVROLET 4 CIL
(AMERICANOS) 85/93

JR102 = JA-951



ROTOR DISTRIBUIDOR
TOYOTA 85/91, CHEVROLET
87/88, GEO 90/92


CHEVROLET 6 CILINDROS

DR-923 = DR323



ROTOR CHEVROLET V6 87/88

DR-931 = DR328



ROTOR DISTRIBUIDOR G.
MOTORS BLAZER S-10 91/94

DR-971 = DR318



ROTOR CHEVROLET 6 Y 8
CIL 75/91

DR-973 = DR319



ROTOR CHEVROLET 6 CIL
75/97

DR-975 = DR331



ROTOR DISTRIBUIDOR
CHEVROLET S-10, BLAZER
95-01



SISTEMA, SERIEDAD, SERVICIO, SIEMPRE



Rotor Distribuidor

R-301 = KRD-22



ROTOR DISTRIBUIDOR
CHEVROLET 6 CIL. 33/53 /
INTERNACIONAL 40/56

R-302 = KRD-23



ROTOR DISTRIBUIDOR
CHEV.6 CIL.,INTERNACIONAL
57-69

R-303 = KRD-24



ROTOR DISTRIBUIDOR
CHEVROLET 6 CIL. 63/76 /
RAMBLER 63/74

DR-901 ⇒ DR326

 **CHEVROLET**
8 CILINDROS



ROTOR CHEVROLET 1500,
2500, 3500, V8 350-92/94

DR-949 = RCH309




ROTOR CHEVROLET V8 55/56

DR-971 = DR318



ROTOR CHEVROLET
6 Y 8 CIL 75/91

R-307 = KRD-29



ROTOR DISTRIBUIDOR V-8
TODOS 57/76,BUICK 57/75



SISTEMA, SERIEDAD, SERVICIO, SIEMPRE



Rotor Distribuidor

CHRYSLER



4 CILINDROS

CR-907 = CH-306



ROTOR CHRYSLER
(AMERICANOS) 80

CR-911 = JR-84



ROTOR CHRYSLER, FORD
CON MOTOR MITSUBISHI 4
CIL 80/89

CR-913 = CH305




ROTOR CHRYSLER
CHRYSLER K' 82/88

CR-917 = CH307




ROTOR CHRYSLER K' 86/94

CR-927 = FD316



ROTOR CHRYSLER 4 CIL.
2.5L VIN P
DAKOTA, CHEROKEE, WRANG
LER 97-02

R-620



ROTOR DISTRIBUIDOR
CHRYSLER SHADOW, SPIRIT
DIST. BOSCH 89/90

CHRYSLER



6 CILINDROS

CR-903 = CH-303



ROTOR CHRYSLER 6 Y 8 CIL
56/89



SISTEMA, SERIEDAD, SERVICIO, SIEMPRE



Rotor Distribuidor

CR-921



ROTOR CHRYSLER V6 3.0L
VIN 3 CARAVAN, GRAND
CARAVAN, VOYAGER, GRAND
VOYAGER 9

CR-929 = JR193



ROTOR DISTRIBUIDOR
CHRYSLER
CIRRUS, STRATUS V6 2.5L
95-00

CR-933 = JR193



ROTOR DISTRIBUIDOR
CIRRUS 2.5L 96/98

F-999



ROTOR CHRYSLER D1500,
2500, 3500, V6 Y V8 92/94

R-309CR



ROTOR DISTRIBUIDOR
CHRYSLER 6 CIL. DIST.
NACIONAL 66/73

R-351 = KRA-15



ROTOR DISTRIBUIDOR
CHRYSLER 6 Y 8 CIL.
ELECTRONICO 60/87

CHRYSLER



8 CILINDROS

CR-903 = CH-303



ROTOR CHRYSLER 6 Y 8 CIL.
56/89

R-309 = KRA-14



ROTOR DISTRIBUIDOR
CHRYSLER V8 DIST.
NACIONAL 56/73



SISTEMA, SERIEDAD, SERVICIO, SIEMPRE



Rotor Distribuidor



4 CILINDROS

F-951



ROTOR FORD TOPAZ 84/89




6 CILINDROS

F-939 = FD-110




ROTOR DISTRIBUIDOR FORD
6CIL. AMERICANOS

F-953




ROTOR FORD V6 85/90

F-983



ROTOR FORD TAURUS 88/91

R-346 (AGOTAR)



ROTOR DISTRIBUIDOR FORD
6Y 8 CIL. 48/67



8 CILINDROS

F-955



ROTOR FORD V8
(AMERICANOS) 77/92



SISTEMA, SERIEDAD, SERVICIO, SIEMPRE



Rotor Distribuidor

F-967



ROTOR FORD
(AMERICANOS) 81/86

F-981




ROTOR DISTRIBUIDOR FORD
PICK UP 88/95

R-350 = KRF-42



ROTOR DISTRIBUIDOR FORD
V8 TODOS 57/87

JP-951 = JR175



ROTOR DISTRIBUIDOR
HONDA ACCORD 4 CIL 2.3L
98-02



DR-903 = JR104

ROTOR DIST.FORD
MAZDA,PICK UP 2.2LTS. 87/93



JR106 = F-995



ROTOR DISTRIBUIDOR FORD
MAZDA PICK UP 2.2 Y 2.6L
89/95



Rotor Distribuidor



Encendido

JA-917 = RJR79




ROTOR DATSUN MOTOR J
74/86

JA-937 = JR-88



ROTOR DATSUN
(AMERICANOS) 80/81

JA-945 = JR114T




ROTOR DIST. TOYOTA
NISSAN PICK UP 2.2 Y 2.4
LTS. 720 81/86

JA-961 = JA-955 = JR



ROTOR DISTRIBUIDOR
NISSAN TSURU II 89/90
ELECTRONICO

JA-967 = JR-405




ROTOR DISTRIBUIDOR
HITACHI NISSAN GS GA16DE
93-97

JA-969 = JR-107



ROTOR DATSUN 200 SX 86/88

JA-971 = JR117



ROTOR DISTRIBUIDOR
NISSAN PICK UP Z24 86-89

R-78



ROTOR DISTRIBUIDOR
(ORIG) NISSAN URVAN 4 CIL
2.4L 02-05

R-408 = KRH-67



ROTOR DISTRIBUIDOR
DATSUN 1500/1600/1800 66/87



SISTEMA, SERIEDAD, SERVICIO, SIEMPRE



Rotor Distribuidor

R-408F



ROTOR DISTRIBUIDOR
NISSAN TSURU III 16 VALV.
95-04

R-408G




ROTOR DISTRIBUIDOR
NISSAN TSURU II 87-94



6 CILINDROS

JA-977 = JR125



ROTOR DISTRIBUIDOR
NISSAN PATHFINDER V6 3.0L
90-95



R-335 (AGOTAR)



ROTOR DISTRIBUIDOR
RENAULT R5,R8,R10,R12 Y
R18 65/84



JA-911 = RJR75



ROTOR TOYOTA 71/84

JA-935 = JR86



ROTOR DIST.TOYOTA PICK
UP 2.2 Y 2.4 LTS 80/84

JA-941 = JR95



ROTOR DIST. TOYOTA PICK
UP 2.4 83/95



SISTEMA, SERIEDAD, SERVICIO, SIEMPRE



Rotor Distribuidor

JA-951 = JR-102

ROTOR DISTRIBUIDOR
TOYOTA 85/91, CHEV. 87/88,
GEO 90/92




JP-957

ROTOR DISTRIBUIDOR
TOYOTA 4RUNNER 96-97,
COROLLA 94-97, CELICA 94-
97, T100



R-365 = KRB-54

ROTOR DISTRIBUIDOR V.W.
TODOS 1200/1500 64/73




R-371F = EVL-134

ROTOR DISTRIBUIDOR VW
EUROVAN 5 CH. 00-03



R-570 = KRB57

ROTOR DISTRIBUIDOR V.W.
CORSAR 84/89




Porta Platinos

EM-1000



PORTA PLATINOS
CHEVROLET 6 CIL. 63/75,
RAMBLER 63/68 CON
DIST. D.R.

EM-1000-S



PORTA PLATINOS SOLO
CHEVROLET 6 CIL. 63/75,
RAMBLER 63/68 CON
DIST. D.R.

EM-1977



PORTA PLATINOS CAMPO
CHEV. 6 CIL. 68/75, RAMBLER
68/72 C/DIST. PRESTOLITE

EM-2050




PORTA PLATINOS CAMPO
CHRYSLER 6 Y 8 CIL. 63/72
C/DIST. PRESTOLITE

EM-3000




PORTA PLATINOS CAMPO
FORD 8 CIL. TODOS 57/82

EM-3000-S



PORTA PLATINO SOLO FORD
8 CIL. TODOS 57/82

22136-71300



PORTA PLATINOS DATSUN
MOTOR J 70/90





RPC-9395 = AL-9395



PLATINOS CHEVROLET 6 CIL.
68/75, RAMBLER 68/74, DINA
74/83, WILLYS

RPG-65 = DR-65



PLATINOS CHEVROLET 6 CIL.
37/62, RAMBLER 58/62,
INTERNATIONAL 41/60

RPG-70 = DR-70



PLATINOS CHEVROLET 6 CIL.
63/75, OPEL 65/72, DINA 1000
75/78, JEEP 66/85

9 237 045 917 = RPG-70




PLATINOS CHEVROLET 6 CIL.
68/75, OPEL 62/68, DINA
75/83, RAMBLER 66/74

9 237 045 962 = RPC-9395



PLATINOS CHEVROLET 6 CIL.
63/75, RAMBLER 68/74, DINA
75/78

RPG-67 = DR-67



PLATINOS CHEVROLET V8
57/75, CADILLAC V8 56/75
BUICK V8 57/75




CHRYSLER



RPC-2 = CR-2

 PLATINOS CHRYSLER 6 Y 8
 CIL. 60-65

RPC-503 = AL-503

 PLATINOS CHRYSLER 6 Y 8
 CIL. 66/73

9 237 045 692 = RPC-503

 PLATINOS CHRYSLER 6/8
 CIL. 57/73

RPF-150 = FR-150

 PLATINOS FORD 6 Y 8 CIL.
 48/66

RPF-152 = FR-152

 PLATINOS FORD V8 CIL.
 57/90

9 237 045 457 = RPF-152


PLATINOS FORD 8 CIL. 57/90





RPN-4 = EP-4



PLATINOS NISSAN
SAMURAI, TSURU, COMERCIA
LES 84/90

RPN-12 = EP-12




PLATINOS NISSAN DATSUN
SEDAN, COMERCIALES 66/90

SH-207=22145-60A20



PLATINOS DE RETARDO
TSURU II 89/91

SH-208=22145-60A21




PLATINOS DE AVANCE
TSURU II 89/91

1-237 013 (147) = RPN-4



PLATINOS NISSAN J-18
TODOS 80/91

SH-207/208



JUEGO DE PLATINOS (2 PIEZAS)
NISSAN TSURU 89/91

SH-207/208/209



JUEGO PLATINO RETARDO,
AVANCE Y CONDENSADOR,
TSURU II 89/91



Platinos



RPV-2 = EP-2




PLATINOS V.W. SEDAN,
COMBI, CARIBE, ATLANTIC
72/89

RPV-16 = EP-16



PLATINOS V.W.
SEDAN, COMBI 68/73

1 237 013 057 = EP-1



PLATINOS V.W. SEDAN 1500
TODOS

9 231 040 017 = EP-2



PLATINOS V.W. TODOS 1600
73/92, CARIBE, ATLANTIC 81/85

MR



Condensador



U-517 = RC-3




CONDENSADOR CHEVROLET
4,6 Y 8 CIL 75/91 A.E.

U-518 = RC-4



CONDENSADOR
C/ALAMBRADO CHEVROLET
4,6,8 CIL.75-91 A.E.

U-522 = RC-6



CONDENSADOR
C/ALAMBRADO CHEVROLET
(AMERICANOS) 80/84 A.E.

CHRYSLER



RCC = CMA



CONDENSADOR



RCF = CMF



CONDENSADOR FORD




Condensador




RCD = CMD

CONDENSADOR
DATSUN/NISSAN


RCVW-3 = CMVW-3

CONDENSADOR VW CARIBE,
ATLANTIC, NISSAN TSURU


SH-209=22159-60A20

CONDENSADOR DOBLE
TSURU II 89/91

RCVW-1 = CMVW-1

CONDENSADOR VW, SEDAN,
COMBI 1200-1500

RCVW-2 = CMVW-2

CONDENSADOR VW SEDAN,
COMBI 1600


RCVW-3 = CMVW-3

CONDENSADOR VW CARIBE,
ATLANTIC, NISSAN TSURU

9 231 081 575

CONDENSADOR, V.W.
SEDAN, BRASILIA, COMBI
1600

9 231 081 576

CONDENSADOR, V.W.
CARIBE, ATLANTIC, GOLF,
JETTA

SISTEMA, SERIEDAD, SERVICIO, SIEMPRE



Condensador

UNIVERSAL

RC-10 = CM-10



CONDENSADOR UNIVERSAL
CABLE LARGO

RC-6 = CM6

CONDENSADOR UNIVERSAL
CABLE CORTO



ROLCAR


MR



Camara de Vacio



DV-1415 = VC-150




CAMARA DE VACIO
CHEVROLET 6 CIL. 63/67

DV-1836 = VC-211



CAMARA DE VACIO
CHEVROLET L6/V8 76/91

DV-1857 = VC-256



CAMARA DE VACIO
CHEVROLET 6CIL. 68/75

DV-1465 = VC-169




CAMARA DE VACIO
CHEVROLET V8 59/75

DV-1807 = VC183



CAMARA DE VACIO
CHEVROLET V8 73/74

DV-1859 = VC-233




CAMARA DE VACIO
CHEVROLET V8 78/81



CHRYSLER



CV-1135 = VC-155




CAMARA DE VACIO
CHRYSLER 6 CIL. 61/68

CV-3029 = VC-184



CAMARA DE VACIO
CHRYSLER 6 CIL. 73/77

CV-3030 = VC-185



CAMARA DE VACIO
CHRYSLER 6 CIL. 73/74

CV-3031 = VC-190



CAMARA DE VACIO
CHRYSLER V8 73/77

CV-3032 = VC-189



CAMARA DE VACIO
CHRYSLER V8 74/89



FV-2025 = VC-191



CAMARA DE VACIO FORD 6
CIL. (AMERICANO) 61/

FV-2033 = VC-199



CAMARA DE VACIO FORD V8
78/84

FV-2065 = VC-328



CAMARA DE VACIO
G.MARQUIS V8 351 82-91





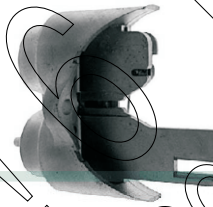
22301-05M09

CAMARA DE VACIO NISSAN
TSURU I,II 84/88

AMV-802 = VC-176

CAMARA DE VACIO RAMBLER
75/86

AMC RAMBLER



MR

